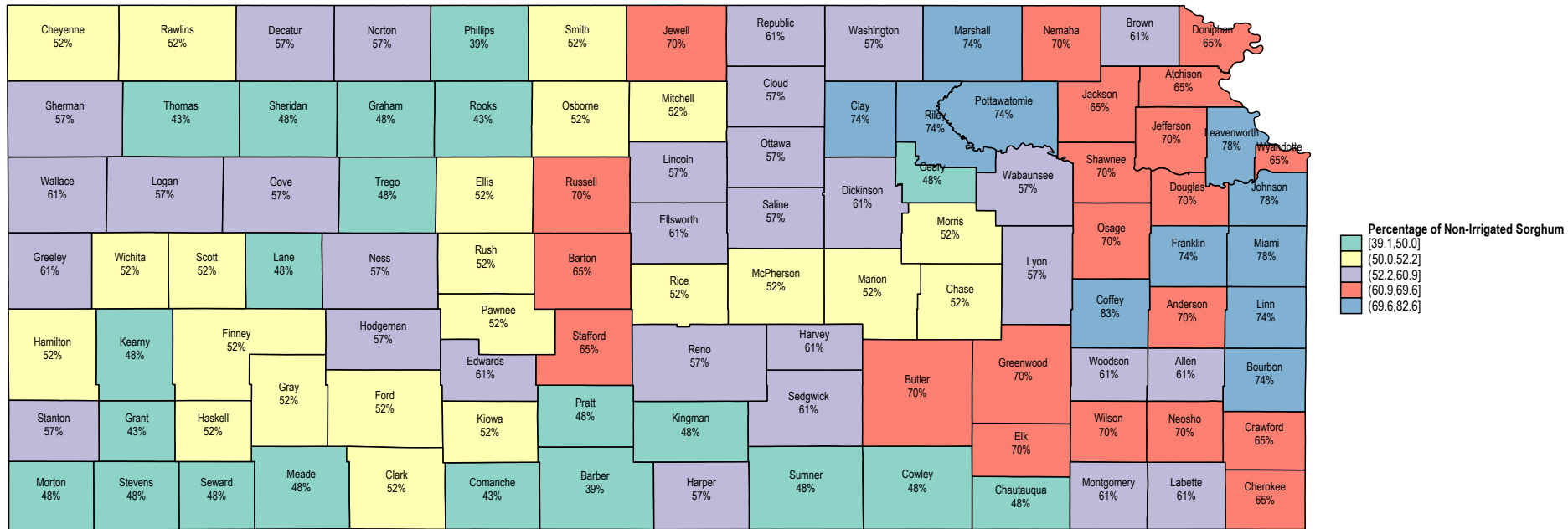
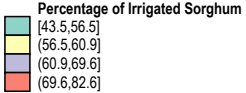
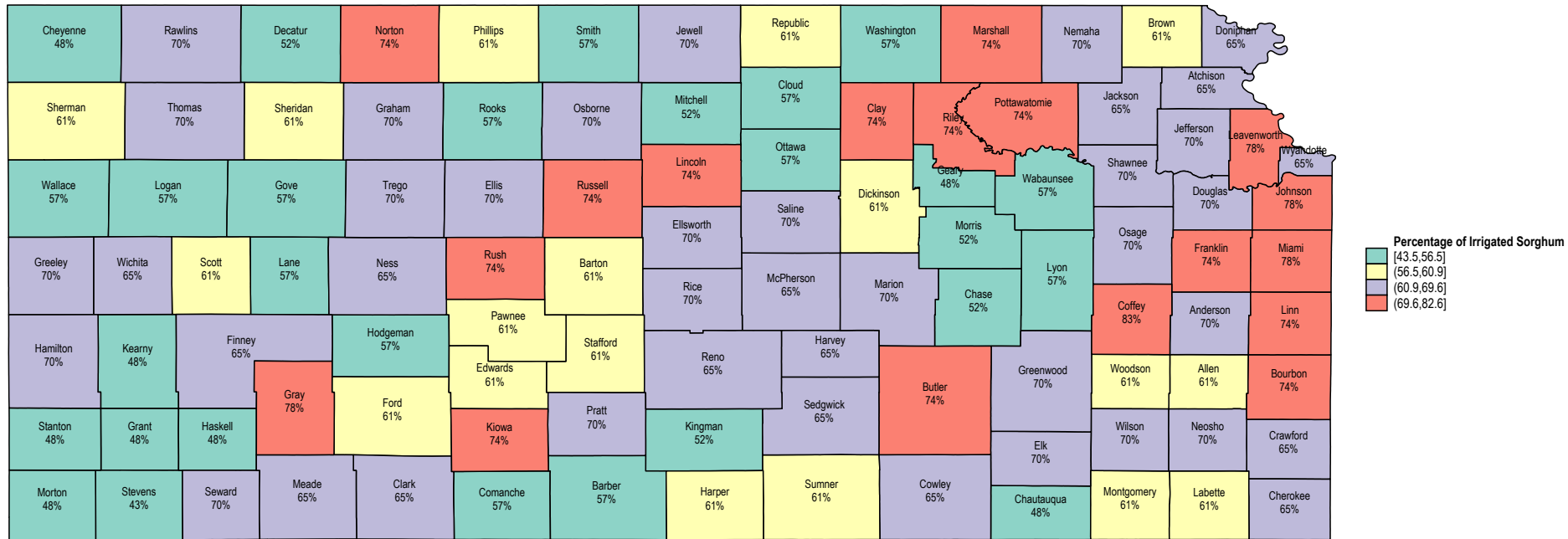


Historic likelihood of ECO (95% coverage level) being triggered in Kansas (Non-Irrigated Sorghum)



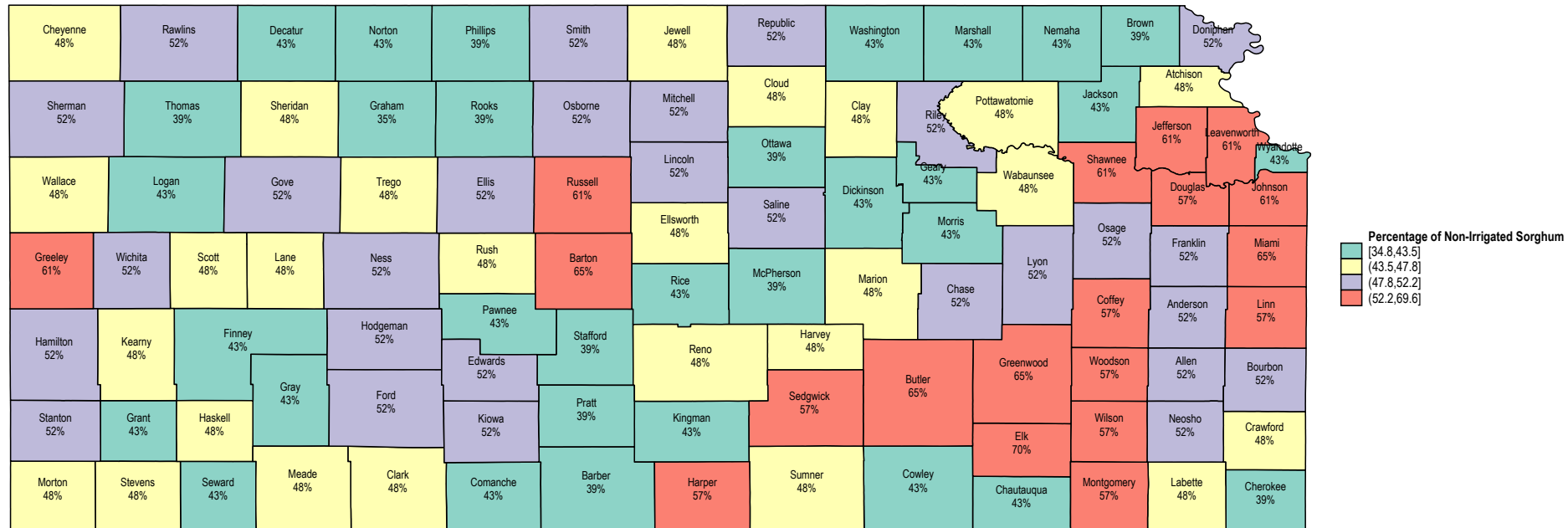
Note: We show % of years from 2000-2022 that ECO/SCO with an underlying RP (HPO) policy would pay some indemnity in a particular county. We use RMA trend yields instead of ECO/SCO expected yields from 2000-2019, as trend yields are available for those years. Trend yields are not equivalent to current expected yields but are very similar. Historic payouts are not a guarantee of future payouts, but can be used to understand county production history and how the program works.

Historic likelihood of ECO (95% coverage level) being triggered in Kansas (Irrigated Sorghum)



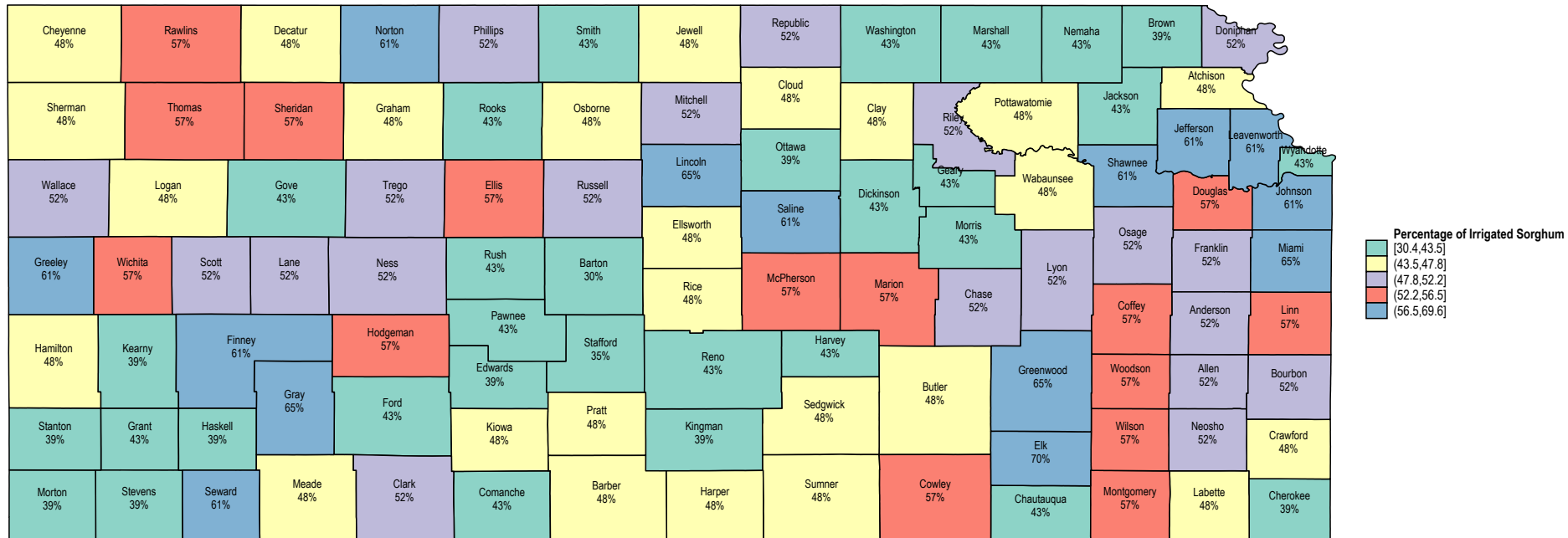
Note: We show % of years from 2000-2022 that ECO/SCO with an underlying RP (HPO) policy would pay some indemnity in a particular county. We use RMA trend yields instead of ECO/SCO expected yields from 2000-2019, as trend yields are available for those years. Trend yields are not equivalent to current expected yields but are very similar. Historic payouts are not a guarantee of future payouts, but can be used to understand county production history and how the program works.

Historic likelihood of ECO (90% coverage level) being triggered in Kansas (Non-Irrigated Sorghum)



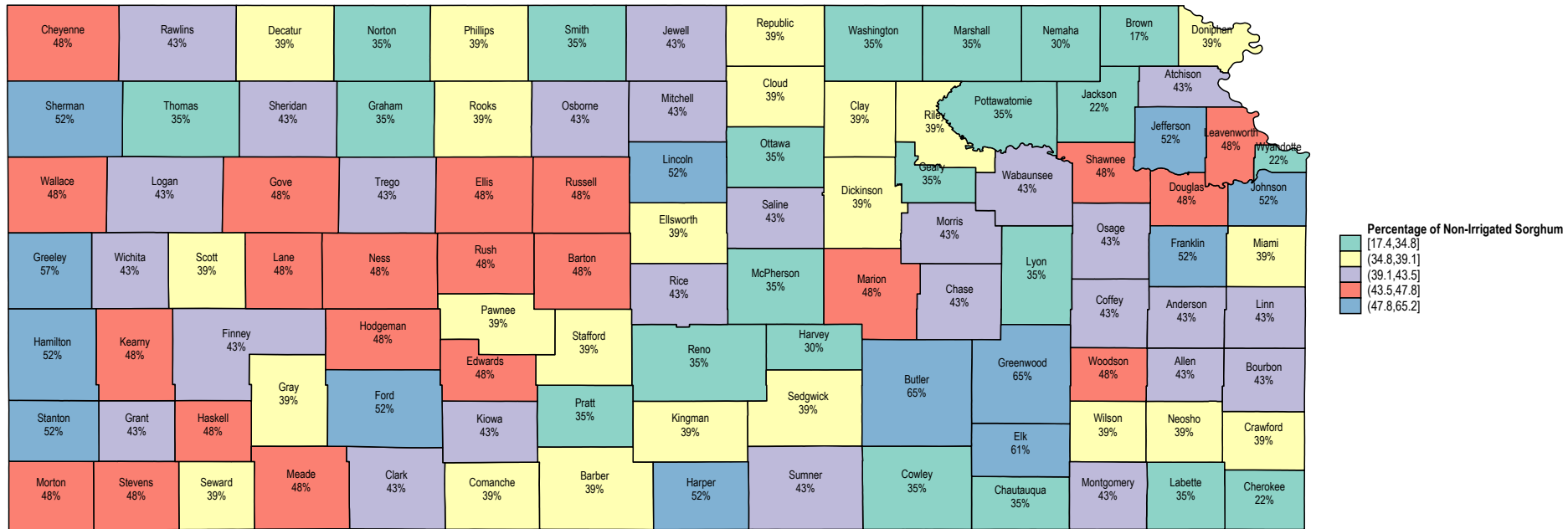
Note: We show % of years from 2000-2022 that ECO/SCO with an underlying RP (HPO) policy would pay some indemnity in a particular county. We use RMA trend yields instead of ECO/SCO expected yields from 2000-2019, as trend yields are available for those years. Trend yields are not equivalent to current expected yields but are very similar. Historic payouts are not a guarantee of future payouts, but can be used to understand county production history and how the program works.

Historic likelihood of ECO (90% coverage level) being triggered in Kansas (Irrigated Sorghum)



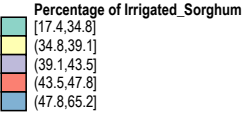
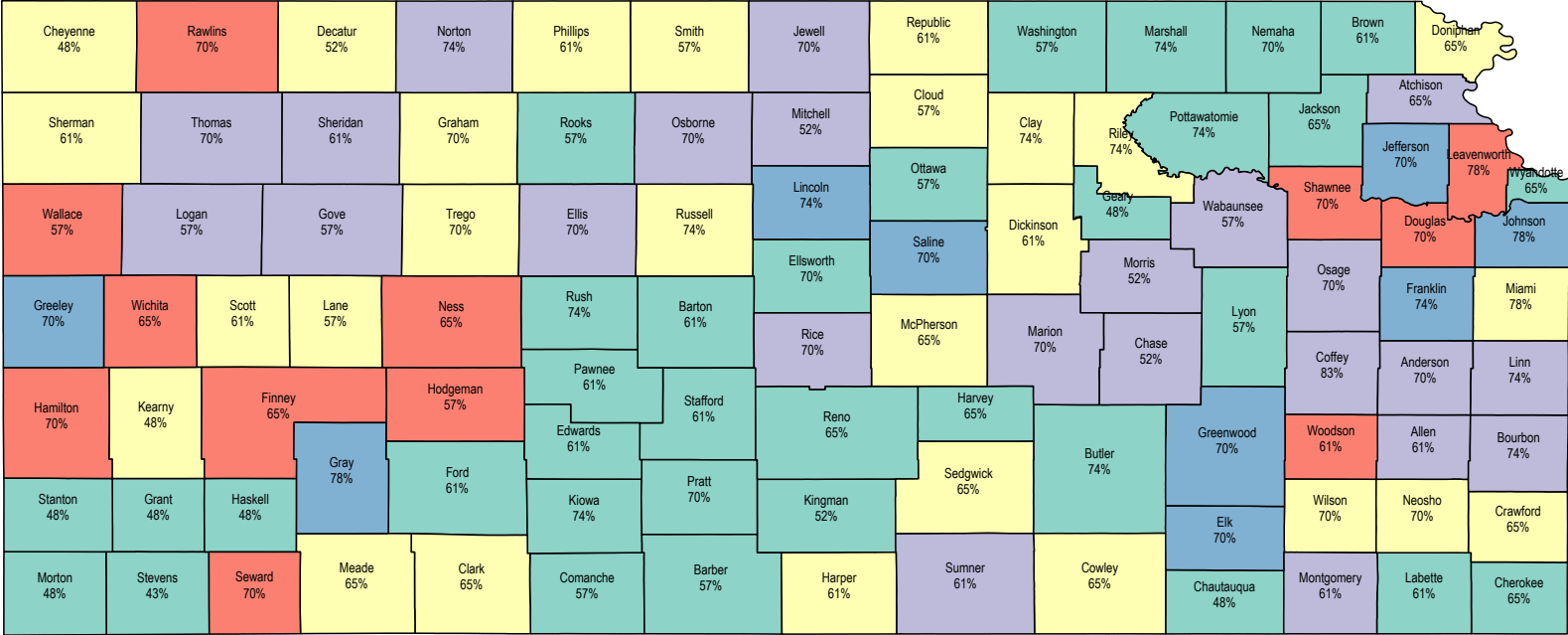
Note: We show % of years from 2000-2022 that ECO/SCO with an underlying RP (HPO) policy would pay some indemnity in a particular county. We use RMA trend yields instead of ECO/SCO expected yields from 2000-2019, as trend yields are available for those years. Trend yields are not equivalent to current expected yields but are very similar. Historic payouts are not a guarantee of future payouts, but can be used to understand county production history and how the program works.

Historic likelihood of SCO (86% coverage level) being triggered in Kansas (Non-Irrigated Sorghum)



Note: We show % of years from 2000-2022 that ECO/SCO with an underlying RP (HPO) policy would pay some indemnity in a particular county. We use RMA trend yields instead of ECO/SCO expected yields from 2000-2019, as trend yields are available for those years. Trend yields are not equivalent to current expected yields but are very similar. Historic payouts are not a guarantee of future payouts, but can be used to understand county production history and how the program works.

Historic likelihood of SCO (86% coverage level) being triggered in Kansas (Irrigated Sorghum)



Note: We show % of years from 2000-2022 that ECO/SCO with an underlying RP (HPO) policy would pay some indemnity in a particular county. We use RMA trend yields instead of ECO/SCO expected yields from 2000-2019, as trend yields are available for those years. Trend yields are not equivalent to current expected yields but are very similar. Historic payouts are not a guarantee of future payouts, but can be used to understand county production history and how the program works.